
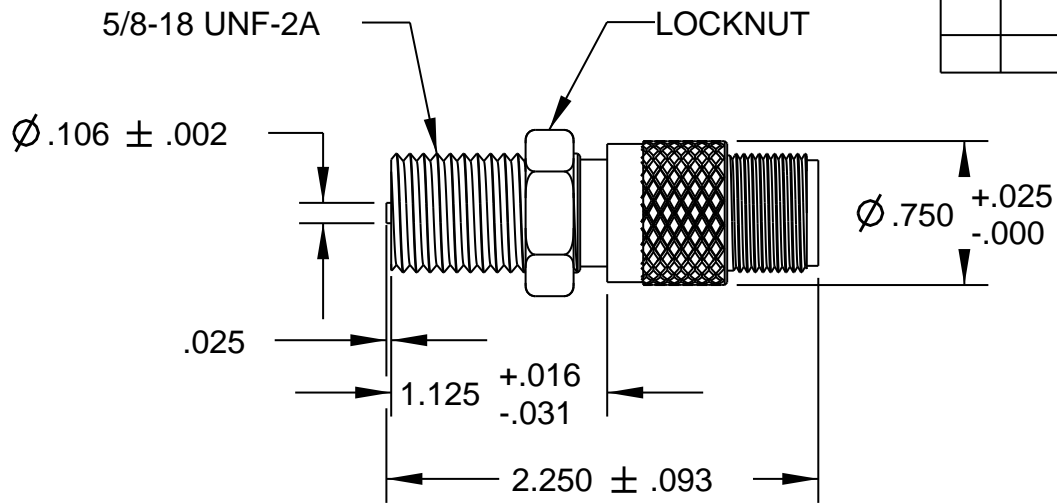


REV	ECN	DESCRIPTION	DATE	DR	CK
A	8102	REDRAW	08/10/12	PF	MG



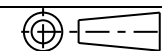

TEMPERATURE RANGE	OUTPUT VOLTAGE PEAK TO PEAK	DC RESISTANCE OHMS	INDUCTANCE MILLIHENRYS	OUTPUT CONNECTOR	INSULATION RESISTANCE	NET WEIGHT
-65 ° F to +225 ° F	40-65 VOLTS (SEE NOTE 1)	80-110 AT 75 ° F	30 NOM.	MATES WITH MS3106A-10SL-4S (SEE NOTE 2)	100 MEGOHMS MIN. AT 500 VDC, COIL TO HOUSING	1.8 OZ. AVG.

NOTES:

- TESTED AT 1000 INCHES/SECOND WITH A 20 PITCH, 30 TOOTH GEAR, 0.005" CLEARANCE AND 100,000 OHMS LOAD SHUNTED BY 250 MMF.
- WITH APPROACH OF FERROUS METAL, PIN "B" IS POSITIVE WITH RESPECT TO PIN "A".

CONSTRUCTION:

HOUSING ----- 303 STAINLESS STEEL
 POLE PIECE - 416 STAINLESS STEEL
 POTTING ----- EPOXY RESIN



THIRD ANGLE PROJECTION

Sheet 1 of 1

DYNALCO

TOLERANCES
 FRACT. DEC. ANGLES
 ±1/64 .XXX±.005 ±1/2°
 .XX±.01

MODEL M101 DRAWN PF SCALE

PATH MPROD\PICKUPS\M101 APPROVED HM NONE

TITLE MAGNETIC PICKUP, MODEL M101

MATERIAL

FINISH

DATE 04/10/78 REV A
 800-0101 A

THIS DOCUMENT, ALL INFORMATION CONTAINED IN AND ALL INFORMATION RELATED TO THE PROPERTY OF DYNALCO CONTROLS, IS CONFIDENTIAL TO IT AND NO PART THEREOF NOR ANY SUBSTANTIAL INFORMATION MAY BE COPIED, DISSEMINATED OR USED IN ANY MANNER WHATSOEVER WITHOUT THE WRITTEN CONSENT OF DYNALCO AND IS TO BE RETURNED TO DYNALCO UPON REQUEST.